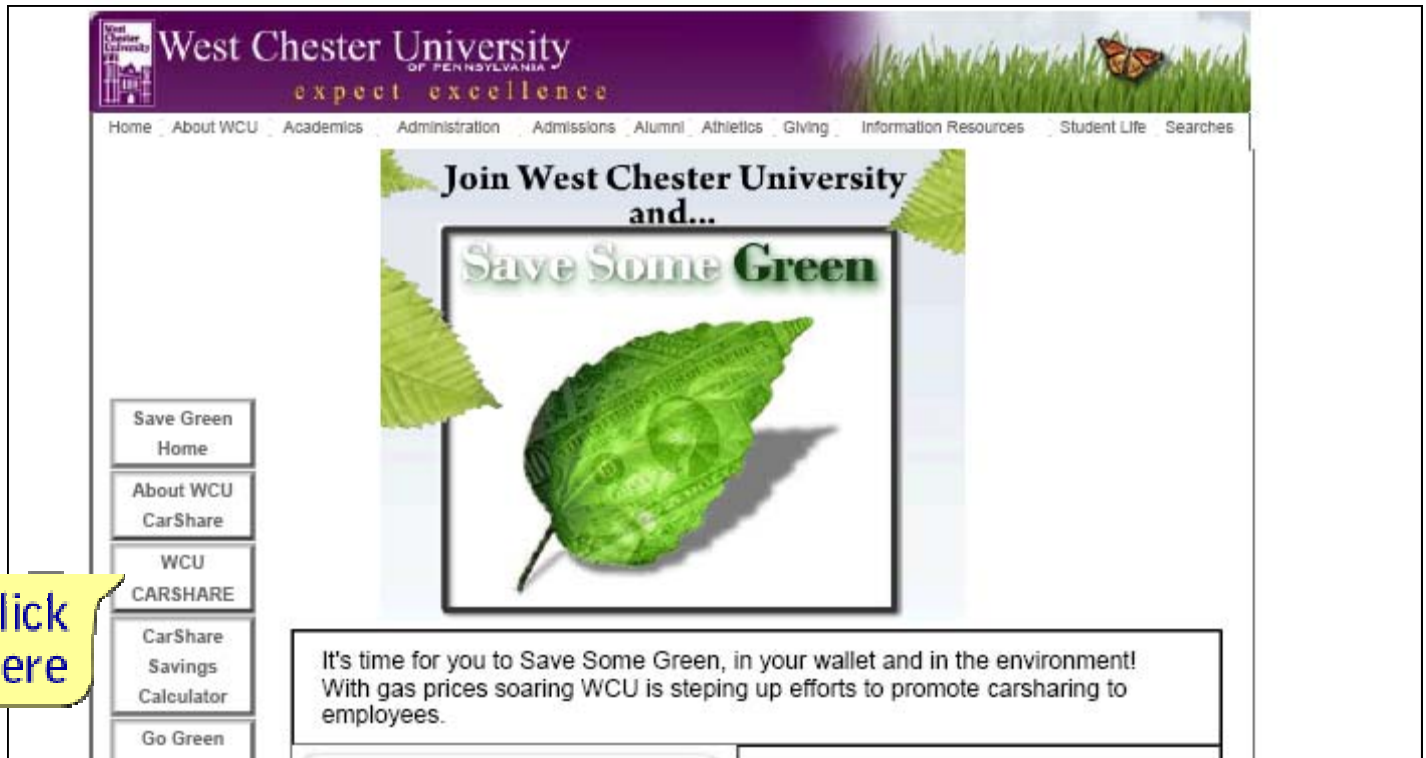


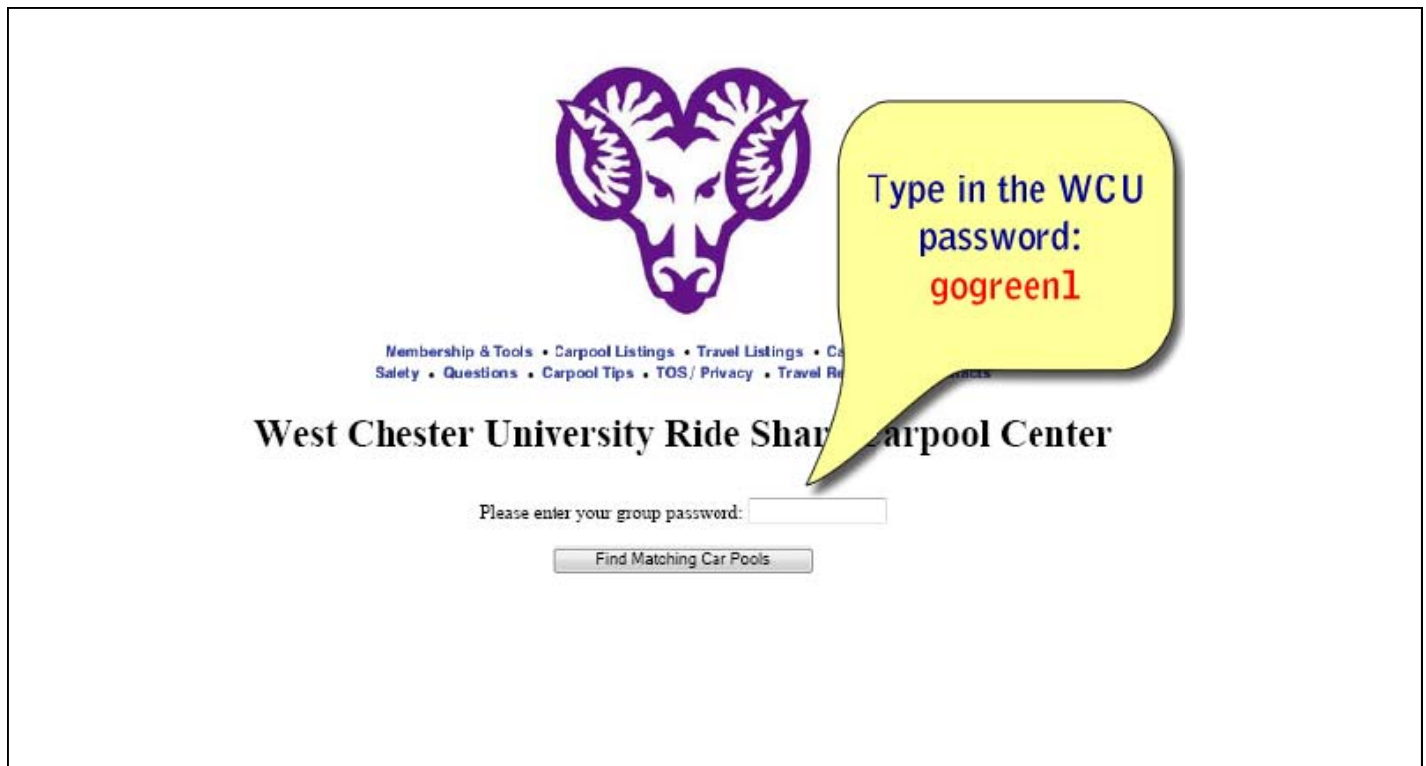
How to sign up for a new Ride Share account

STEP 1



The screenshot shows the West Chester University website with a navigation menu at the top. The main content area features a large graphic with the text "Join West Chester University and... Save Some Green" and a large green leaf. Below the graphic is a text box that reads: "It's time for you to Save Some Green, in your wallet and in the environment! With gas prices soaring WCU is stepping up efforts to promote carsharing to employees." On the left side, there is a vertical menu with buttons for "Save Green Home", "About WCU CarShare", "WCU CARSHARE", "CarShare Savings Calculator", and "Go Green". A yellow callout bubble with the text "Click Here" points to the "WCU CARSHARE" button.


STEP 2



The screenshot shows the "West Chester University Ride Share Carpool Center" sign-up page. At the top center is the WCU ram head logo. Below the logo is a navigation menu with links for "Membership & Tools", "Carpool Listings", "Travel Listings", "Car Safety", "Questions", "Carpool Tips", "TOS/ Privacy", and "Travel Resources". The main heading reads "West Chester University Ride Share Carpool Center". Below the heading is a form with the text "Please enter your group password:" followed by a text input field. A button labeled "Find Matching Car Pools" is positioned below the input field. A yellow callout bubble on the right side of the page contains the text "Type in the WCU password: gogreen1", where "gogreen1" is in red.

STEP 3


Click here to create an account



Membership & Tools • Carpool Listings • Travel Listings • Carsharing & Errands
Safety • Questions • Carpool Terms of Use / Privacy • Travel Resources • Contacts

West Chester University Ride Share Carpool Center

There are 2 current listings for this search. To reply to a listing, click on the member ID for the listing you're interested in, or click [here](#). Click [here](#) to place a listing.



Available Carpools for this Search: 2

Destination City	State or Province	Origin City	State or Province	Days	Contact	Comment / Type / Entry date
West Chester 201 Carter Drive	PA	Newark 109 Virginia Avenue	PA	MON	Search	I work 8:00 am until 4:45 pm. wrylax 2008-06-24
West Chester 201 Carter Drive & Suite 100	PA	West Chester 44 Burbidge Lane	PA	MON	View	I would like to arrive at work at 8:00am and leave work at 4:30 wrylax 2008-07-20

[Membership](#) | [Car Pool Listings](#) | [Travel Listings](#) | [Safety](#) | [Forum](#) | [FAQ](#) | [Terms of Service](#) | [Resources](#) | [Home](#)

View current listings

STEP 4

[Home](#)  **eRideShare.com**

> Log in to add your listing.

Log In

Access Your Account

Already a member? Just type your log-in ID and password:

Member ID:

Password:

Remember me on this computer.

[Forgot your ID or Password?](#)

Create An Account

You will need an account to use most eRideShare.com features. It's fast and free. Account benefits include:

- Add / edit your listings
- Reply to listings or messages, identified by your eRideShare member ID until you choose to give more information
- Create a ridesharing group
- Your eRideShare account forwards messages to your registered email address

[Sign up now!](#)

Returning members create or edit a listing by logging in here

New users create account here

STEP 5



Member Toolkit
Visit the [Tools](#) page for account management.

Membership Form

We ask you to sign up for several reasons: to enable account management, to protect your email address from spam when you post, and to verify that you agree to our terms of service. After submitting this form, you will be asked to submit a short form to place a listing if you choose. Click [here](#) for our terms of service, which contains our privacy statement. With an eRideShare.com membership, you can:

- Add / edit your listings
- Reply to listings or messages, identified only by your eRideShare member ID until you choose to give more information
- Create a ridesharing group
- Your eRideShare member ID forwards messages to your registered email address

Required Fields

Your member ID and password will be emailed back to you in a confirmation email.

Requested member ID
(alphanumeric and underscores
only; please don't use your social
security number):

Contact E-mail:

Retype Contact E-mail:

[Need a free email account?](#)

Choose Password
(not your email password):

Retype Password:

Optional Member Profile Information

Use this section to list your personal information. All fields are optional. The profile appears with the email contact form. You can modify this information later using the profile link on the Tools page.

Name or Nickname:

Occupation:

Hobbies:

City: State or Country:

Radio preferences:

Smoking preferences:

Other information:

Car:

Transportation habits, interests:

Your link (URL):

If this is an image containing ".jpg" or ".gif" the image will be displayed.

Upload a pic:

BY SUBMITTING THIS MEMBERSHIP APPLICATION YOU AFFIRM THAT YOU HAVE READ, UNDERSTAND, AND AGREE TO THE ERIDESHARE.COM [TERMS OF SERVICE](#).

I do NOT agree

The next (short) form will ask you to place your optional travel listing.

Choose an I.D.

Choose a password
*not your WCU account password

Your WCU email address

STEP 6



**Thank You! Your eRideShare ID has been authorized.
A confirmation email has been sent to *Your Email Address*
Please check your inbox to verify receipt.**

Some users report that email through eRideShare gets sent to their junk mail folders... and you may not get your messages. You'll want to be alert to this.

You can test the email system by sending an [email](#) to yourself. When you send a message, you'll receive a copy of the message in your inbox.

Your Member ID.

[Click here](#) to continue.

STEP 7



no-reply@erideshare.com will automatically send you an email. Click the link inside the email to activate your account.



Your eRideShare ID has been confirmed. Happy Ridesharing!

[eRideShare.com Home](#)