

Campus Labs Tips

wcupa.campuslabs.com

The screenshot shows the campuslabs.com website. At the top, there's a browser address bar with the URL <https://www.studentvoice.com/app/ClientWeb/GetStarted.aspx> and a 'Campus Labs' tab. Below the browser, the website header includes the 'campuslabs' logo, a 'Baseline' title, and navigation links for 'Home', 'Community', 'Projects', 'Rubrics', and 'Benchmarks'. The main content area is divided into several sections:

- Welcome**: Includes buttons for 'Performance Indicators' and 'Documents'.
- Project Links**: Contains links for 'Request a Project', 'Full Project List', and 'Project Calendar'.
- Baseline Contact**: Features contact information for Melissa Wright, including her email (mwright@campuslabs.com), phone number (T: 716-270-0000, F: 716-652-2689), and a note about staff availability.
- Recently Shared Projects**: Lists three projects: 'Tobacco Opinion Survey' (Colorado State University), 'Tobacco-Free Campus Survey' (Washington University in St. Louis), and 'PULSE Logs 2013-2014' (University of Michigan). It also includes 'Maneater Readership Survey' and 'Maneater 2011 Readership Survey' (University of Missouri). A 'View All Shared Projects' button is at the bottom.
- Resources**: Includes a 'Campus Labs Blog' with a 'Visit Our Blog' link, 'Webinars' with a 'View the Schedule' link, and a 'NEW! Baseline Support Site' with a 'View the Baseline Support Site' link.

Two blue arrows point to specific sections from the left:

- The top arrow points to the 'Project Links' section with the text 'Start a new project'.
- The bottom arrow points to the 'Baseline Contact' section with the text 'Baseline Liaison Contact Information'.

Request a Baseline Project

Please fill in this project request form as completely as possible. The more information you provide, the better we can facilitate project administration. Upon completing this wizard, you will be directed to the Project Dashboard, where any project files can be uploaded.

Contact Information

The following information is stored in your profile. Please update [your profile](#) if your name, phone, or e-mail is not accurate.

First Name: Alicia
Last Name: Hahn
Phone Number:
E-mail Address: ahahn@wcupa.edu

Project Information

Project Title:

Department: If your department is not listed, contact your on-campus assessment coordinator or Campus Labs directly.

Open Date: 12:00 AM Minimum of 2 business days is required.

Close Date: 11:56 PM

Project Source: ☒ New project (not previously administered through Baseline)
☐ Copy of previously administered Baseline project (you will be able to make changes if needed)
☐ External assessment

Campus Labs needs 2 business days to build your project with no feedback. Be sure to plan ahead!

Mobile Device Information

Which mobile devices will you be using (i.e., iPods, PDAs)?

☒ None
☐ All
☐ List type (i.e., iPods, PDAs) and specific device name, number

Student Affairs has iPod touches available to administer surveys. Request them by e-mailing Alicia Hahn-Murphy

E-mail Information

Do you plan to use the Baseline e-mail distribution (mass mailing) system to administer the project?

☐ Yes
☒ No
☐ Not sure

Our Baseline team will provide feedback on your assessment tool! Plan on 5 business days to go back and forth with their suggestions!

Additional Assistance

Campus Labs can offer assistance with project design if needed. Basic assistance can include question phrasing, answer choices, and question sequence.

Please note: More advanced consultation including phone consultation, creation of rough drafts, or other substantial review will require more than the minimal turnaround of 2 business days.

Would you like a Campus Labs assessment professional to review, edit, and/or make suggestions that could improve your project?

☐ Yes
☒ No. Please leave the project exactly as is in terms of question phrasing, answer choices, scales, and question sequence.

Alcohol Ed Workshop Post Survey

Status: Pending
Date Created: 10/10/2013 4:58:55 PM
Build Date: 10/10/2013 4:58:55 PM
Active Date Range: 10/18/2013 12:00:00 AM - 12/18/2013 11:59:00 PM
Department: Wellness Programs
Created By: mrogan



Settings

Copy

Preview

Outline

After completing your project request, upload your Word Document here!

Results

Saved Views

You currently do not have any views associated with this project.

View Type: Project

Administration (Web)

Satellites

NOTE: Any links listed below *WILL RECORD DATA* and should not be used to preview the project. Click the "Preview" button to view the project without recording any data.

<http://studentvoice.com/wcupa/alcoholed2013post>

☒ Show Links

Devices

There are no devices assigned to this project.

Mass Mailings

| | Status | Subject (Description) | Scheduled Send Date |
|--|--------|-----------------------|---------------------|
|--|--------|-----------------------|---------------------|

Manage

Project Files

Browse...

Upload

| Name | Date Uploaded | Size |
|-------------------------|-----------------------|----------|
| AlcEdEval_Fall2013.docx | 10/10/2013 5:00:07 PM | 15.60 KB |

Delete

NOTE: Each file must be less than 4MB.

Additional Project Notes

Manage

Sample Size Calculator

| | |
|-------------------------|--|
| Confidence Level | 90% 95% 99% |
| Confidence Interval | <input type="text"/> % |
| Population Size | <input type="text"/> |
| Estimated Response Rate | <input type="text"/> % |
| Sample Size Needed | <input type="text"/> |
| Send Out To | <input type="text"/> |

Calculate

Community

Shared Projects

Resource Centers

Resource Centers give you a full list of shared projects by department.

Featured Project

ASSESSMENT & KNOWLEDGE
CONSORTIUM

Campus Recreation and Wellness Impact Survey

The Campus Recreation and Wellness Impact Survey is a national benchmarking study administered between September 1 and May 31st of each academic year. This on-line assessment is designed to be sent to a sample of students as well as faculty, staff, alumni, community members. The study provides campuses with actionable data on participation in Student utilization of different recreational facilities, activities, and programs; social, academic, emotional, and health-related outcomes of utilizing campus recreation; satisfaction with facilities, activities, and programs; and recreational needs and expectations of students and other constituents.

[Learn more about how to participate.](#)

Sign Up Now!

Use the search tool to look for survey examples

Shared Projects

Keyword Search

Categories:

- ☐ Learning Outcomes
- ☐ Longitudinal/Trend
- ☐ Satisfaction/Quality
- ☐ Needs assessment
- ☐ Tracking/Usage
- ☐ Program review
- ☐ Policy analysis
- ☐ Campus climate study
- ☐ Feasibility study
- ☐ Grant evaluation
- ☐ Research theory-based project
- ☐ Student assessment
- ☐ Alumni assessment
- ☐ Parent assessment
- ☐ Faculty assessment
- ☐ Staff assessment
- ☐ Employer assessment
- ☐ K-12 student assessment
- ☐ Community member assessment
- ☐ PDA (handheld) data collection

Refresh List

| Title | Institution | Description | Date Shared ▲ |
|--|------------------------------------|---|---------------|
| Tobacco Opinion Survey | Colorado State University | This survey is designed to assess tobacco use, attitudes, and opinions about its impact on health and the community, as well as awareness of smoking/tobacco cessation programs on campus. It may be use... | 10/15/2013 |
| Tobacco-Free Campus Survey | Washington University in St. Louis | The questionnaire is in the field to undergraduate students and staff to assess awareness of and attitudes toward the tobacco-free campus as well as current tobacco use levels, interest in quit... | 10/11/2013 |
| PULSE Logs 2013-2014 | UNIVERSITY OF MICHIGAN | PULSE members log their interactions with their peers. | 10/10/2013 |
| Maneater Readership Survey | University of Missouri | The purpose of this survey is to gather information about The Maneater, a completely student-run and student-staffed publication. Questions include usage, perceptions, and sections/topics of inte... | 10/3/2013 |
| Maneater 2011 Readership Survey | University of Missouri | The purpose of this survey is to receive feedback on how the MU community perceives The Maneater student newspaper and what changes the staff can make to increase readership and improve the overall pa... | 10/3/2013 |
| Community Service Faculty Survey 2013 | HOFSTRA UNIVERSITY | Survey on community service/civic engagement and academic service-learning activities and projects in which faculty have engaged... | 9/25/2013 |
| Inventory of Professional Staff in Student Affairs/Enrollment Services | UNIVERSITY OF HOUSTON | In preparation for Careers in Student Affairs... | 9/23/2013 |
| Student Experiences with Academic Advising | Colorado State University | Questions about student experiences with academic advisors - level of support, knowledge of academic policies and knowledge about campus resources. | 9/19/2013 |
| The Student Perspective of Disciplinary Probation | West Chester University | West Chester University administered a survey to undergraduate students disciplinary probation to assess how they perceived this assignment. Utilizing motivational interviewing questions and a cogniti... | 9/17/2013 |
| Peer Leadership Education Pre-Test Post-Test | Drexel University | We are measuring learning outcomes of student leaders within Student Affairs including LA, TA, CA, PALs, SAS, PAC, IA's (Leadership Assistants, Transfer Assistants, Commuter Assistants, Peer Advocate ... | 9/17/2013 |

[Home](#)[Community](#)[Projects](#)[Rubrics](#)[Benchmarks](#)

Look in the Resource
Center for Assessment
Project ideas!

Community

[Shared Projects](#)[Resource Centers](#)[Resource Center Admin](#)

Academic Assistance/
Advising/ Student
Support Programs



Admissions



Alumni Services



Auxiliary Services



Campus
Activities/Leadership
Development



Campus
Ministry/Service



Campus
Recreation/Athletics



Campus Safety



Canadian



Career Services



Civic Engagement/
Community Service



Disability Services



Financial Aid



Graduate Students



Greek Life



Health Services/
Counseling/ Wellness
Programs



International Student
Programs/Study
Abroad



LGBTQ
Programs/Gender
Issues/Women's
Center



Multicultural Affairs



Orientation/New
Student
Programs/Parents



Registrar/Student
Accounts



Residential Life/Living
Learning Communities



Special Populations



Student Affairs



Student Conduct



Student Union



Sustainability



Undergraduate
Education/ Academic
Affairs

https://www.studentvoice.com/app/ClientWeb/GetStarted.aspx Campus Labs

File Edit View Favorites Tools Help

campuslabs Baseline WEST CHESTER UNIVERSITY ALICIA HAHN HELP

Home Community Projects Rubrics Benchmarks

Welcome

Performance Indicators Documents

Project Links

- Request a Project
- Full Project List
- Project Calendar

Baseline Contact

Melissa Wright
mwright@campuslabs.com
T: 716-270-0000
F: 716-652-2689

Campus Labs staff members are available to address your assessment and technical questions Monday through Friday from 8 a.m. to 8 p.m., EST.

Recently Shared Projects

Tobacco Opinion Survey

This survey is designed to assess tobacco use, attitudes, and opinions in the community, as well as awareness of smoking/tobacco cessation programs.

Tobacco-Free Campus Survey

The questionnaire is in the field to undergraduate students and staff to assess awareness of and attitudes toward the tobacco-free campus as well as current tobacco use levels, interest in quitting...

PULSE Logs 2013-2014

PULSE members log their interactions with their peers.

Maneater Readership Survey

The purpose of this survey is to gather information about The Maneater, a completely student-run and student-staffed publication. Questions include usage, perceptions, and sections/topics of interest...

Maneater 2011 Readership Survey

The purpose of this survey is to receive feedback on how the MU community perceives The Maneater student newspaper and what changes the staff can make to increase readership and improve the overall page...

[View All Shared Projects](#)

Resources

Campus Labs Blog

Check out our blog for the latest trends, and ideas developing...

[Visit Our Blog](#)

Webinars

We offer a long list of live webinars throughout each semester including product tutorials to best practices as well as many that are marked with equivalencies for professional development. Our webinars are available via internet and phone access. Participation is welcome!

[View the Schedule](#)

NEW! Baseline Support Site

The new Baseline Support site offers resources like webinar recordings and frequently asked questions, as well as our "Assessment Lab" of best practices and resources for every step of the assessment cycle!

To access the Baseline Support page, click the link below. Click on "Sign Up" in the top-right corner to get Members Only access, ask questions, or leave comments.

[View the Baseline Support Site](#)

The documents tab contains short cuts for demographic questions, scales, and writing learning outcomes!

Webinars offer continuing education opportunities!

Use the support site for additional support!

<http://baselinesupport.campuslabs.com/home>

Campus Labs x Support and Documentati x

baselinesupport.campuslabs.com/home

login | sign up

Baseline
powered by campuslabs

Support and Documentation Help Center

Home Help Center Submit a request Check your existing requests

Help Center

Search

Support and Documentation Help Center

Videos Now Available In Google Chrome Browser!

Chris DeMarchis Jun 11 • Important Updates / Announcements

Welcome to our new support site!

Annemieke Rice October 23, 2012 • Important Updates / Announcements

Overview | Recent

Important Updates »

Announcements (4) »

- Videos Now Available In Google Chrome Browser!
- System Updates - 7.3.13
- System Updates - 5.22.13

Assessment Lab »

About the Baseline Team (20) »

- Steve Szopinski
- Mary Odden
- Jenna Ralicki

Frequently Asked Questions »






Need Baseline assistance?

Can't find an answer to your question?

Please call 716-270-0000 between 8 a.m. - 8 p.m. EST weekdays and a Campus Labs Staff member will work directly with you.

Baseline Team

Our team of support specialists and assessment consultants are here to help you get the most out of your experience.

-  **Annemieke Rice**
Director of Campus Success
-  **Shannon LaCount**
Director of Campus Success
-  **Mary Odden**
Asst. Director of Assessment Programs
-  **Alyssa Rizzo**
Senior Coordinator, Campus Support
-  **Caroline Golach**
Coordinator

You will need to create a new user name and password for the support site. This will give you access to the full site!

Assessment Lab »

About the Baseline Team (20) »

- Steve Szopinski
- Mary Odden
- Jenna Ralicki

Building a Culture of Assessment (5) »

- Assessment Resources
- Professional Development with C
- Assessment Guides/Manuals

Data Collection: Focus group

- Focus Group Assessment Consic
- Focus Group Protocol

Analyzing Data (6) »

- Using the Sample Size Calculator
- Sampling Methods
- Inferential Statistics

Reporting and Sharing Results (5) »

- Sharing Results with Students
- Common Departmental KPIs
- Sharing using an Infographic

Defining Goals & Outcomes (8) »

- Writing Learning Outcomes Worksheet
- Focus on the assessment cycle
- EXAMPLE: Weber State LO Framework and Related Resources

Assessment Structures (3) »

- Creating an Assessment Committee: Best Practices
- Assessment Job Descriptions
- Assessment Office Purposes/Missions

Data Collection: Surveys (10) »

- Survey Response Strategies
- Graduation Plans Surveys

- Overview of Rubrics: Advantages and Disadvantages
- Metarubric (to evaluate your rubrics)

Data Collection: Other (2) »

- Tips When Considering Other Methods of Data Collection
- Other Forms of Data Collection: An Overview


Assessment Planning & Coordination (5) »

- Assessment Project Proposal Forms
- Coordination of Assessment Activity in Campus Labs
- The Assessment Cycle

Selecting a Method (3) »

- Direct Measures of Learning
- Quantitative vs. Qualitative Measures
- What do I need to consider when selecting a method?

The Assessment Lab contains resources for developing assessments and using your data!



Dan Norton
Asst. Director of Student Success



Alyssa Palombo
Coordinator, Campus Support



Kelsey Wrzos
Coordinator, Campus Support



Lauren Rainey
Campus Support Specialist



Kelly Ormsby
Campus Support Specialist

Meet the entire Baseline team.

Stay connected

Read our blog
Follow us on Twitter
Like us on Facebook

Video Guides »

Sharing using an Infographic

The Assessment Cycle

Defining Goals & Outcomes (8) »

- Writing Learning Outcomes Work
- Focus on the assessment cycle
- EXAMPLE: Weber State LO Fram

Selecting a Method (3) »

- ing
- e Measures
- er when selecting a method?

Video Guides »

The Video Guides contain “how-to” videos for using specific areas of Campus Labs as well as recorded webinars!

Baseline Technical Webinars (7) »

- How to Use Baseline: An Introduction (video)
- How to Use Baseline: Self-Service Survey Builder (video)
- How to use Baseline: Reporting Tools (Video)

Professional Development Webinars (19) »

- Basic Statistics & Quantitative Analysis I (video)
- Methodology: Dashboards & Key Performance Indicators (video)
- Strategies for Increasing Response Rates

Short Tutorials (9) »

- Managing Users
- Comparison Report Overview
- Survey Project Process

Guest Webinar (2) »

- Rethinking Student Demographics in Surveys
- Sharing Assessment Results

Stay connected

Read our blog
Follow us on Twitter
Like us on Facebook

