
















The **standard toolbar** contains buttons for performing common actions such as *Save* and *Enter*.



The functions assigned to the standard toolbar are listed below:





























Button	Name	Function
	Enter	Confirms the data you have selected or entered on the screen. Same function as the <code>Enter</code> key. Does not save your work.
	Command field	Allows you to enter commands, such as transaction codes.
	Save	Saves your work. Same function as <i>Save</i> in the <i>Edit</i> menu.
	Back	Returns you to the previous screen without saving your data. If there are required fields on the screen, these fields must be completed first.
	Exit	Exits the current function without saving. Returns you to the initial screen or main menu screen.
	Cancel	Exits the current task without saving. Same function as <i>Cancel</i> in the <i>Edit</i> menu.
	Print	Prints data from the current screen.
	Find	Searches for data required in the current screen.
	Find next	Performs an extended search for data required in the current screen.
	First page	Scrolls to the first page. Same function as the <code>CTRL + Page Up</code> keys.
	Previous page	Scrolls to the previous page. Same function as the <code>Page Up</code> key.
	Next page	Scrolls to the next page. Same function as the <code>Page Down</code> key.
	Last page	Scrolls to the last page. Same function as the <code>CTRL + Page Up</code> key.
	Create session	Creates a new SAP session. Same function as <i>Create session</i> in the <i>System</i> menu.
	Create shortcut	Allows you to create a desktop shortcut to any SAP report, transaction, or task if you are working with a Windows 32-bit operating system.
	F1 Help	Provides help on the field where the cursor is positioned.
	Layout menu	Allows you to customize the display options.

Icons on Pushbuttons in the Standard Toolbar



	SAVE	<i>Save</i>		FIRST_PAGE	<i>First Page</i>
	BACK	<i>Back</i>		PREVIOUS_PAGE	<i>Previous Page</i>
	EXIT	<i>Exit</i>		NEXT_PAGE	<i>Next Page</i>
	CANCEL	<i>Cancel</i>		LAST_PAGE	<i>Last Page</i>
	SYSTEM_PRINT	<i>Print</i>		MODUS_CREATE	<i>Create Session</i>
	SEARCH	<i>Find</i>		SHORTCUT	<i>Create Shortcut</i>
	SEARCH_NEXT	<i>Find Next</i>		HELP	<i>Help</i>
				SYSTEM_SETTINGS	<i>Layout Menu</i>

Icons on Pushbuttons in the Application Toolbar

Icons without text label

	EXECUTE_OBJECT	<i>Execute</i>		TOTAL_LEFT	<i>First item/position</i>
	REPLACE_OBJECT	<i>Replace</i>		COLUMN_LEFT	<i>Previous item/Position</i>
	COPY_OBJECT	<i>Copy</i>		COLUMN_RIGHT	<i>Next item/position</i>
	DELETE	<i>Delete</i>		TOTAL_RIGHT	<i>Last item/position</i>
	SORT_UP	<i>Sort (up)</i>		SORT_DOWN	<i>Sort (down)</i>
	SEARCH	<i>Find</i>		SEARCH_NEXT	<i>Find next</i>
	SUM	<i>Total</i>		OTHER_OBJECT	<i>Other object</i>
	PREVIOUS_OBJECT	<i>Previous object component, Previous object</i>		NEXT_OBJECT	<i>Next object component, Next object</i>
	COMPARE	<i>Compare</i>		FILTER	<i>Filter</i>
	RENAME	<i>Rename</i>		TRANSPORT	<i>Tranport</i>
	EXPORT	<i>Export, Download</i>		IMPORT	<i>Import, Upload</i>
	SYSTEM_CUT	<i>Cut (central)</i>		SYSTEM_COPY	<i>Copy (central)</i>
	SYSTEM_PASTE	<i>Paste (central)</i>		SYSTEM_MARK	<i>Select mode, Select/Deselect</i>
	SYSTEM_UNDO	<i>Undo</i>		SYSTEM_REDO	<i>Redo</i>

Icons for application toolbar functions

	NEXT_VALUE	<i>Previous item, next value</i>		PREVIOUS_VALUE	<i>Next item, Previous value</i>
---	------------	----------------------------------	---	----------------	----------------------------------

Icons used in dialog boxes with reference to list items (spin button icons)

	EXPAND	<i>Expand</i>		COLLAPSE	<i>Collapse</i>
	NEXT_HIER_LEVEL	<i>Next hierarchy level</i>		PREVIOUS_HIER_LEVEL	<i>Previous hierarchy level</i>

Icons for functions on hierarchies





Icons with text label

	REFRESH	<i>Refresh</i>		HEADER	<i>Header data, Basic data</i>
	SKIP	<i>Skip</i>		OVERVIEW	<i>Overview data</i>
	CONVERT	<i>Convert</i>		SELECT_ DETAIL	<i>Choose (detail)</i>
	RETRIEVE	<i>Retrieve</i>		LIST	<i>List</i>





Icons for application toolbar functions that are usually accompanied by text

Pushbuttons with Icons on Data Screens

Horizontal and Vertical Scrolling in Tables


<i>Total left</i>	<i>Page left</i>	<i>Column left</i>	<i>Column right</i>	<i>Page right</i>	<i>Total right</i>
					
TOTAL_ LEFT	PAGE_ LEFT	COLUMN_ LEFT	COLUMN_ RIGHT	PAGE_ RIGHT	TOTAL_ RIGHT

Icons for horizontal scroll functions (use the arrangement show)

<i>First page (F21)</i>	<i>Previous page (F22)</i>	<i>Next page (F23)</i>	<i>Last page (F24)</i>
			
FIRST_PAGE	PREVIOUS_PAGE	NEXT_PAGE	LAST_PAGE


Icons for vertical scroll functions (arranged as shown or vertically from left to right)

Spin Buttons

	NEXT_VALUE	<i>Previous item, next value</i>		PREVIOUS_ VALUE	<i>Next item, Previous value</i>
---	------------	----------------------------------	---	--------------------	----------------------------------











Icons used for spin buttons

Word Processing and Annotation Functions

	CHANGE_TEXT	<i>(Change) text</i>		CREATE_TEXT	<i>Create text</i>
				DISPLAY_TEXT	<i>Display text</i>
	ANNOTATION	<i>(Change) annotation</i>		CREATE_NOTE	<i>Create note</i>
				DISPLAY_NOTE	<i>Display note</i>

















Icons for text/word processing and annotation functions

Other Functions

	CALCULATION	<i>Spreadsheet, Calculation</i>		GRAPHICS	<i>Graphics</i>
	SHORT_MESSAGE	<i>Short message</i>		ADDRESS	<i>Address</i>
	INFORMATION	<i>Information</i>		SET_STATE	<i>Set state</i>
	VARIANTS	<i>Variants</i>		TOOLS	<i>Tools</i>
	EXPORT	<i>Export, Download</i>		IMPORT	<i>Import, Upload</i>











Icons for other functions

Functions for Tables

	MOVE	<i>Move</i>		REPLACE	<i>Replace</i>
	INSERT_ROW	<i>Insert row</i>		DELETE_ROW	<i>Delete row</i>
	SEARCH	<i>Search</i>		SEARCH_NEXT	<i>Search next</i>
	SORT_UP	<i>Sort up</i>		SORT_DOWN	<i>Sort down</i>
	SUM	<i>Totals</i>		SELECT_DETAIL	<i>Select detail</i>
	EXPAND	<i>Expand</i>		POSITION	<i>Position</i>
	COLLAPSE	<i>Collapse</i>		SELECT_BLOCK	<i>Select Block</i>
	SELECT_ALL	<i>Select all</i>		DESELECT_ALL	<i>Deselect all</i>

Icons for tables

Pushbuttons with Icons on Initial Screens (Tools)

	CREATE	<i>Create</i>		REPLACE	<i>Replace</i>
	CHANGE	<i>Change</i>		COPY_OBJECT	<i>Copy<object></i>
	DISPLAY	<i>Display</i>		DELETE	<i>Delete</i>
	TOGGLE_DISPLAY_CHANGE	<i>Display <-> Change</i>		EXECUTE_OBJECT	<i>Execute</i>
	SEARCH	<i>Find</i>		SEARCH_NEXT	<i>Find next</i>








Icons for generic functions on initial screens

Application-specific Functions (ABAP/4 Workbench)

	ACTIVATE	<i>Activate</i>		ICON_LIST	<i>Icon list</i>
	GENERATE	<i>Generate</i>		STACK	<i>Stack</i>
	CHECK	<i>Check</i>		REFERENCE_LIST	<i>Reference list</i>
	TEST	<i>Test</i>		TRANSPORT	<i>Transport</i>
	COMPARE	<i>Compare</i>		TOOLS	<i>Tools</i>
	RENAME	<i>Rename</i>		BREAKPOINT	<i>Breakpoint</i>





















Special functions (Workbench)

Special Icons for Networks

	PREVIOUS_NODE	<i>Previous node</i>		NEXT_NODE	<i>Next node</i>
	PREVIOUS_HIER_LEVEL	<i>Previous hierarchy level</i>		NEXT_HIER_LEVEL	<i>Next hierarchy level</i>
	TREE	<i>Tree</i>		INSERT_RELATION	<i>Insert relation</i>
	FINAL_DATE	<i>Final date</i>			




Special icons for networks

Report Selection Screens

	DISPLAY_MORE	<i>Display more</i>		ENTER_MORE	<i>Enter more</i>
	NOT_EQUAL_GREEN	<i>Not equal</i>		NOT_EQUAL_RED	<i>Not equal</i>
	GREATER_GREEN	<i>Greater</i>		GREATER_RED	<i>Greater</i>
	LESS_GREEN	<i>Less</i>		LESS_RED	<i>Less</i>
	GREATER_EQUAL_GREEN	<i>Greater or equal</i>		GREATER_EQUAL_RED	<i>Greater or equal</i>
	LESS_EQUAL_GREEN	<i>Less or equal</i>		LESS_EQUAL_RED	<i>Less or equal</i>
	INTERVAL_EXCLUDE_GREEN	<i>Include interval</i>		INTERVAL_INCLUDE_RED	<i>Include interval</i>
	INTERVAL_EXCLUDE_GREEN	<i>Exclude interval</i>		INTERVAL_EXCLUDE_RED	<i>Exclude interval</i>
	PATTERN_INCLUDE_GREEN	<i>Include pattern</i>		PATTERN_INCLUDE_RED	<i>Include pattern</i>
	PATTERN_EXCLUDE_GREEN	<i>Exclude pattern</i>		PATTERN_EXCLUDE_RED	<i>Exclude pattern</i>

Icons for ABAP/4 report selection screens (green = select, red = exclude from selection)

Specific Icons on Pushbuttons in Dialog Boxes

	OKAY	<i>Execute, Continue</i>
	CANCEL	<i>Cancel</i>
	PRINT	<i>Print</i>

Specific icons for functions in dialog boxes

Icons for Messages and System Prompts



	INFORMATION	I message		ERROR	E message
	WARNING	W message		CRITICAL	A message

Icons to be used in messages

	WARNING	Loss of data		QUESTION	All others
---	---------	--------------	---	----------	------------

Icons to be used in safety or confirmation prompts

Icons as Field Names

	PHONE	Phone number		TIME	Time
	FAX	Fax number		DATE	Date
	Mail	Send mail		ALARM	Alarm

Icons that may be used as field names or as part of field names

Icons as Status Displays

	CHECKED	Checked			
--	---------	---------	--	--	--

Icons as status display: implicitly two-state

	CHECKED	Yes		INCOMPLETE	No
	LOCKED	Locked		UNLOCKED	Unlocked
	POSITIVE	Positive		NEGATIVE	Negative

Icons as status display: two-state (icons in rows belong together)

	CHECKED	Checked		GREEN_LIGHT	Positive
	INCOMPLETE	Incomplete		YELLOW_LIGHT	Neutral
	FAILURE	Failure		RED_LIGHT	Negative

Icons as status display: three-state (icons in columns belong together)